



BLAZING TEENS

MELLANSVÅRA TRICKS

UFO

Throw the yoyo diagonally from the height by your shoulder, let the yoyo sleep at the side way as if it looked like a flying saucer. Take your free hand to hold the string at the section 15 m from the yoyo and rise it to the height by your breast or even higher. Now the yoyo is still spinning. When returning the yoyo, raise the yoyo up to the air, and at the same time take your right hand to make a jerk on the string to let the yoyo wind up and come back to your hand. What you have only to learn is how to throw the flying saucer in both the directions, the left and the right.



(fig.1)



(fig.2)



(fig.3)

11

Svårighetsgrad



EIFFEE TOWER

Touch the back of your free hand's thumb against the string. At the circular motion bring your yoyo hand over the free hand and down. Touch the back of the yoyo thumb against the string. Using the same circular motion to bring your free hand over and down. Pinch the string with your thumb and index finger. Keeping the string pinched with your free hand, move your yoyo hand in a half circle, away from and under your free hand, letting the string fall off your pinching fingers into the place. Your yoyo hand should be palmed up.



12

Svårighetsgrad



DOG BITE

Throw a hard sleeper, allowing the yoyo to swing backwards between your legs and touch your bottom leg. At the same time you give a jerk to the string and the spinning yoyo will grab the pants between the halves. Now pull back the string to bring the yoyo back to your hand.



fig. 1



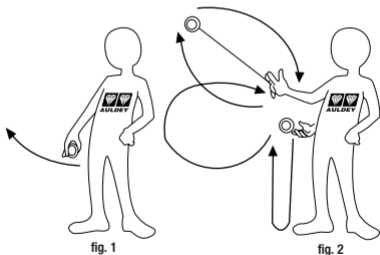
fig. 2

13

Svårighetsgrad ★★☆☆☆☆

THREE LEAF CLOVER

First throw a forward pass. When the yoyo comes back, don't catch it. Instead, flip the yoyo up to the front of you using your wrist. And then towards, flip the yoyo up to the front of you using your wrist. And then towards the ground make a loop. When the yoyo returns, catch it. The point you need to grasp is the angles of the yoyo motion. Don't mislead people to think you are playing the loop.



14

Svårighetsgrad ★★☆☆☆☆

LOOP THE LOOP (10 TIMES)

Throw a forward pass, when the yoyo is coming back to your hand, don't catch it, but to turn up your wrist to send the yoyo up into the open air from the inner side of your arm. Keep practicing on the wrist turning until you have at last succeeded in one loop the loop and caught it securely.



fig. 1

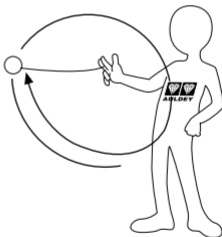


fig. 2

15

Svårighetsgrad ★★☆☆☆☆

BRAIN TWISTER

The brain twister starts with a hard sleeper. Take index finger of your free hand to raise the string. At the same time your yoyo hand moves down. Now the yoyo hand starts to move upward and outward to allow the string to touch the yoyo between the halves and raise it up. Take your middle finger of the yoyo hand against the double string sections under the left hand to flip them up while the left hand's index finger against the string and down. Let the yoyo take a circular motion in the opposite direction to send the yoyo up into the open air. Now give the string a slight jerk to take back the yoyo to your hand.



fig. 1



fig. 2



fig. 3



fig. 4



fig. 5



fig. 6



fig. 7

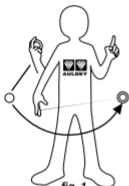
16

Svårighetsgrad



MOON SALUT

Moon salut is a string-trick transversely. Start with the breakaway, but don't catch the coming yoyo. Instead, let the yoyo loop over your left index finger into the string. Then, bring your hands together and rock it as if it looked like a man on the fluing trapeze. Now pull your hands apart, send the yoyo up to the air and let it fall down to your hand.



17

Svårighetsgrad



STOP AND DASH

Begin with the tidal wave, allowing the yoyo on the string, with the palms together to form an arc. Now give a sudden jerk to the string to bring the yoyo into the palms. The yoyo has stop spinning. Now your right hand quickly pulls down and brings the yoyo out spinning. That is the dash. To complete this trick, take the left hand to flip the yoyo up, and catch it.



fig. 1



fig. 2



fig. 3



fig. 4

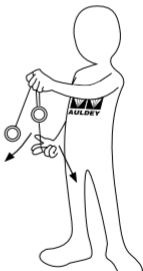


fig. 5

18

Svårighetsgrad



HOME RUN

Throw a very hard flying saucer at a 45 degrees angle, across your body to the right. Keep the attention on the line, let the yoyo walk the dog at the semi-circle from left to right. Count down and allow the yoyo to progress around the bases. As the Yoyo returns to You on the ground, instead of catching it. Flip it back out, and do it loop and loop, finishing it with a clean catch.

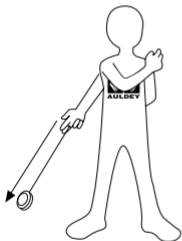


fig. 1

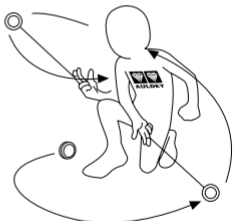


fig. 2

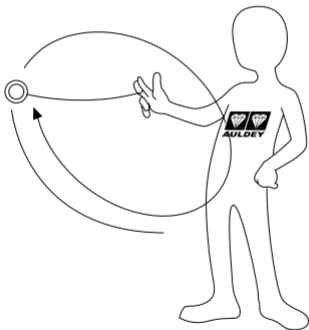
19

Svårighetsgrad



LOOP THE LOOP (30 TIMES)

We also have a forward pass, when the yoyo is coming back to your hand, don't catch it, but to turn up your wrist to send the yoyo up into the open air from the inner side of your arm. Keep practicing on the wrist turning until you have succeeded in one loop the loop and caught it securely.



20

Svårighetsgrad

